

BUDGET IN BRIEF

FISCAL YEAR
2022-23

*“As stewards of
taxpayer dollars,
the City of Rolling
Hills Estates
endeavors to
provide
transparency and
accountability in
its budget”*



CITY OF
ROLLING HILLS ESTATES
WWW.RHE.CITY



Introduction

Adopted Fiscal Year 2022-23 Operating and Capital Budget

The City of Rolling Hills Estates' Budget in Brief is intended to provide you with information about your City's Budget. The annual budget is one of our most important policy documents. This simplified version of the comprehensive budget document includes highlights, an overview of major revenue sources and expenditures, and our capital program.

The City's budget is prepared much like a household spending plan. While a family might plan for such expenses as housing, food, clothing, transportation, or medical bills, the City's focus is for public safety, parks, recreation, storm drains, roads, building maintenance, and much more.

Mission Statement

To preserve and enhance the quality of life for residents, businesses and visitors through outstanding municipal governance and exemplary service to the community

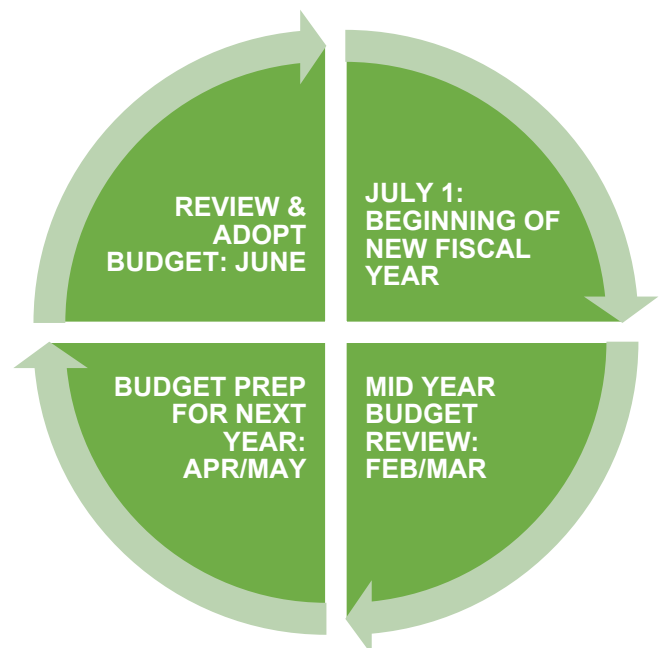
City Council Top Priorities

City Council has identified the top three priorities for Fiscal Year 2022-23:

- ❖ Balanced Budget
- ❖ Public Safety
- ❖ Infrastructure Maintenance

How is the budget developed?

City Council adopts the budget in June of each year for the following fiscal year, which runs from July 1 to June 30. The budget development process is continuous and includes public engagement throughout the year.



Rolling Hills Estates At A Glance

Incorporated: September 18, 1957

Form of Government: Council/Manager

City Employees: 20 Full Time

Area: 4.18 square miles

City Parks (total area): 52.5 acres

City Bridle Trails: 16 miles

City Streets: 28 miles

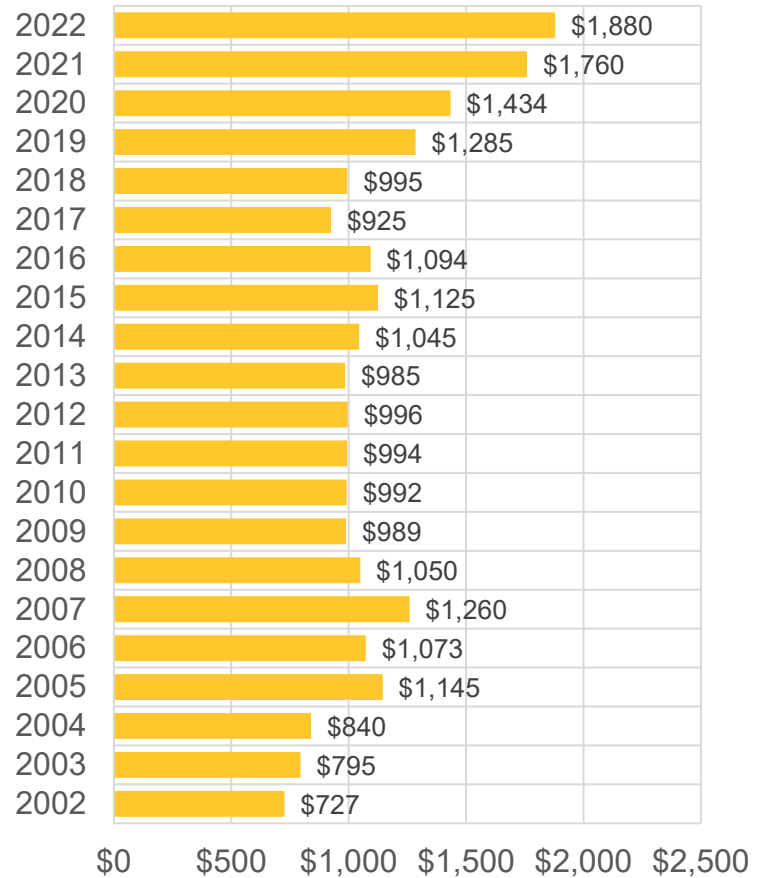
City Bike Paths: 10 miles

Population: 8,160 (2021)

Housing Units: 3,184 (2020)

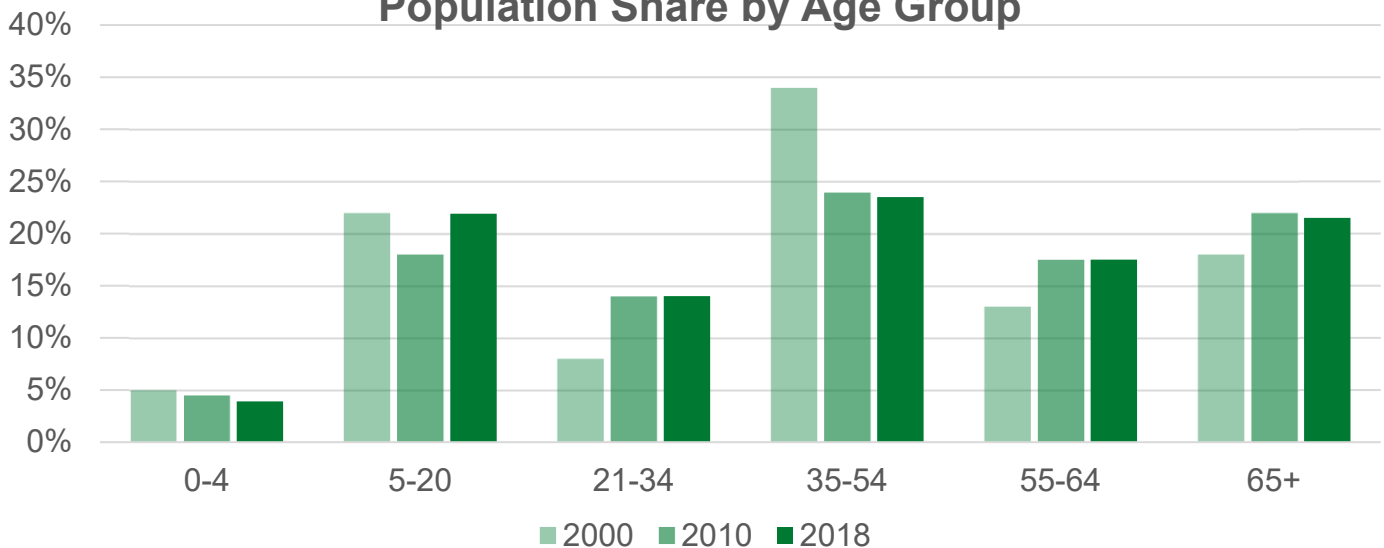
Median Household Income: \$149,632

Median Home Sales Price for Existing Home (\$ thousand)

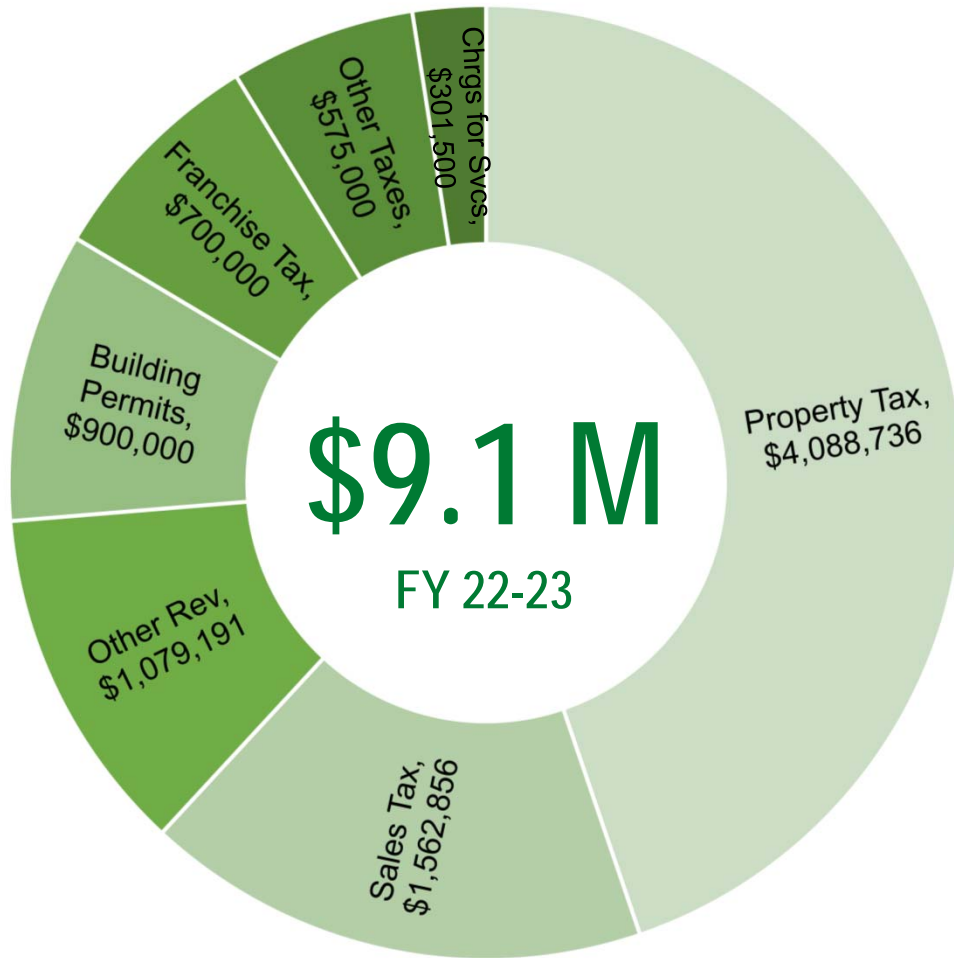


Source: CoreLogic/DataQuick, 2002-2022

Population Share by Age Group



General Fund Revenues



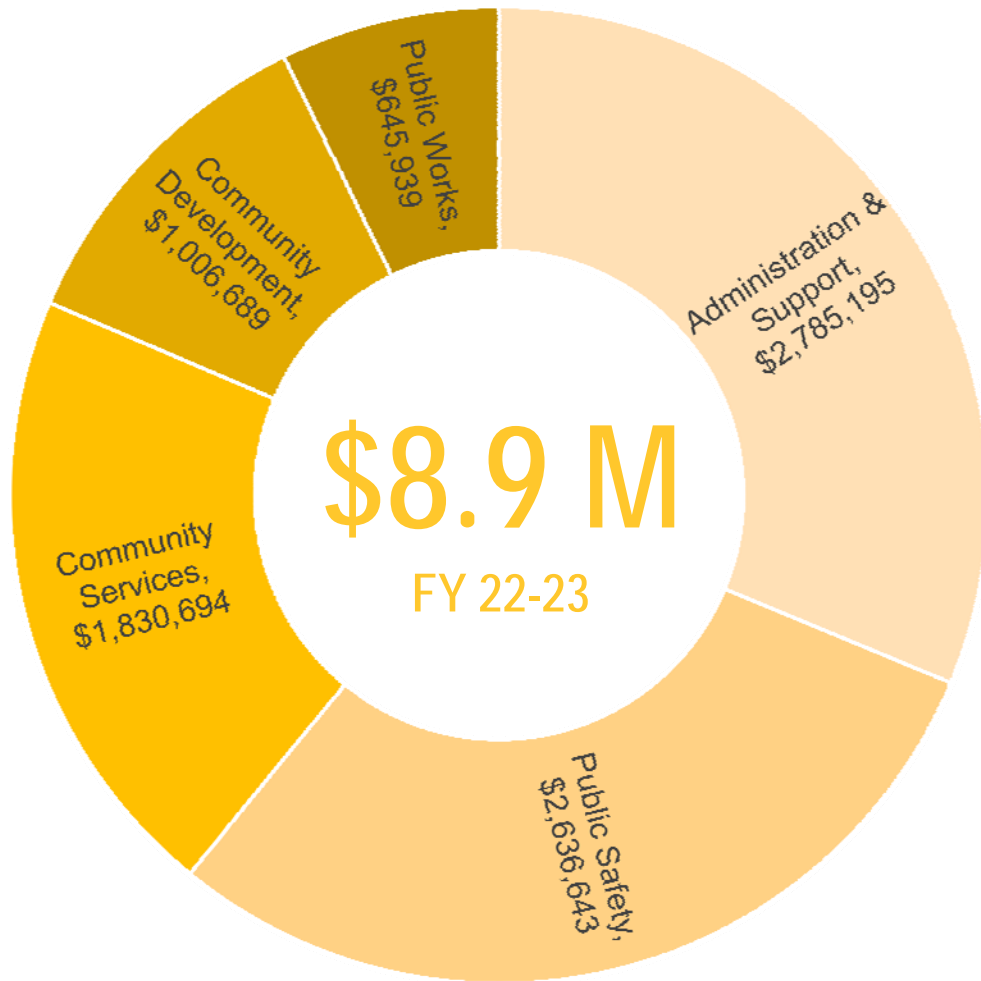
Property Tax (Every \$100 assessed)

K-12 Education	\$0.446358
LA County	\$0.238663
LA County Fire	\$0.179732
College District	\$0.076015
City of Rolling Hills Estates	\$0.066911
LA County Library	\$0.033231
Countywide Infrastructure	\$0.031673
Total Property Tax	\$1.072583

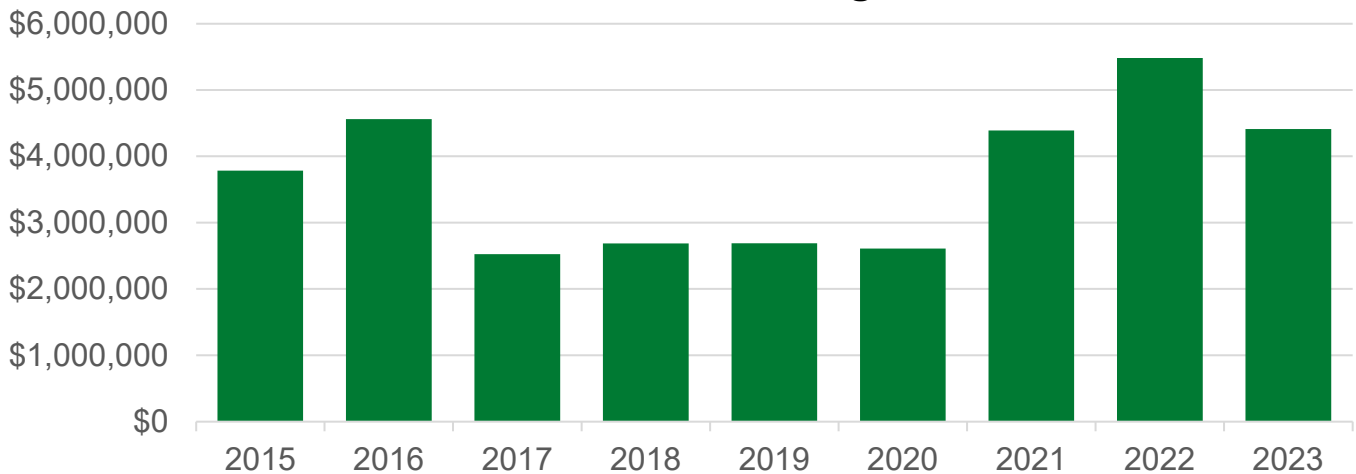
Sales Tax (Every \$100 purchased)

State General Fund	\$3.9375
State Public Safety (Prop 172)	\$0.50
State Mental & Social Services	\$0.50
State Local Revenue Fund	\$1.0625
County Transportation	\$0.25
LA County Measure H	\$0.25
City Bradley Burns 1% Local Tax	\$1.00
LA County Metropolitan Transportation Authority	\$2.00
Total Sales Tax	\$9.50

General Fund Expenditures

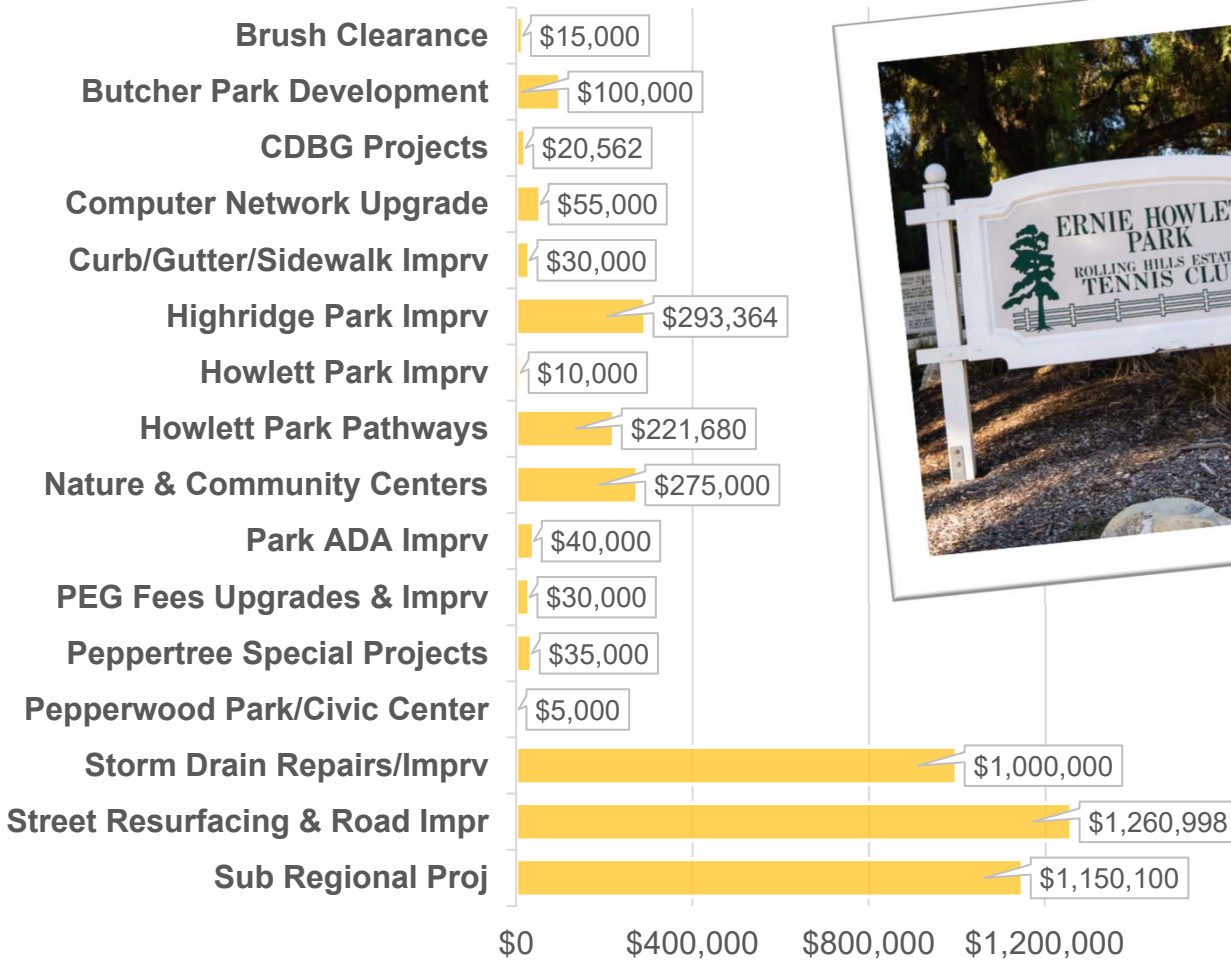


General Fund Fiscal Year Ending Fund Balance



Capital Improvement Program

While the operating budget keeps Rolling Hills Estates safe and beautiful on a daily basis, the Capital Improvement Program identifies major projects to maintain, replace and improve the city's infrastructure, such as streets, parks, and facilities. The chart below shows the Fiscal Year 2022-23 Capital Improvement Program. The City has committed over \$19.9 million in capital improvements since Fiscal Year 2014-15 from all government funds, including grant funds.



CIP Expenditure History (All Funds)

